

MALVERNE BUILDING DEPARTMENT APPLICATION

99 Church Street Malverne, NY Phone 516-599-1200 Fax 516-823-0767

STREET OR SIDEWALK OPENING PERMIT

Incomplete applications will not be accepted.

Date: _____ **Permit / App #** _____

This application *must* be accompanied by:

- ONE copy of map or diagram depicting area(s) of all street and or sidewalk openings with length, width, square footage, north arrow and distance to nearest cross street. Each street or separate general area shall have its own permit application.
- All companies shall submit surety bond or cash deposit as determined by the village and all required insurance certificates.
- Companies shall forward a "Communication Plan" to the village at least three weeks prior to the start of work or as soon as possible for an emergency repair. Review staging plan with designated village employee. Permit shall be filed at least four weeks prior to the start of work.
- 24 hours' notice or notice as soon as possible for an emergency repair shall be given to the Village Building Department, Clerk's Office, Police Department, Fire Department and Department of Public Works IN WRITING prior to the start of any work.
- It is the contractor's responsibility to give a minimum two weeks' notice or as soon as possible for an emergency repair to all property owners, residents, businesses, and tenants in the areas/streets of the proposed work IN WRITING. Notice shall include dates of the work, what work is being done, who is doing the work and any inconveniences the work may cause. Additional notice shall be given a minimum one day prior to start.
- Shall work occur during School Days the Bus Company shall be notified of any predicted bus route issues in regards to road closings.
- All final restoration paving of trenches shall be from inside edge of trench to the curb. Not just the width of the trench OR as designated by written agreement with the village.
- Final restoration shall be completed within a timely manner. Temporary cold patch restoration and or binder to grade shall be level and flush with adjacent paving and not cause a hazard to pedestrians or traffic. No loose gravel. Staging areas shall be keep clean and safe. All surrounding areas disturbed or damaged from the paving or concrete sidewalk work shall be repaired to 'as new' condition.
- See attached diagram for village specifications of street paving restoration, unless otherwise noted in writing.
- Fee paid or permit approval does not release the party or parties to whom this permit is issued from responsibility for any incident to person or property that may occur through the excavation or excavations herein permitted, or from replacing the street or sidewalk in an acceptable manner, leaving it in a safe and orderly condition at all times. Public Travel on village roads shall not be endangered.

Applicant/Utility Company /Contractor Name: _____

Contact name (please print): _____

Phone #: _____ **Email:** _____

Purpose of this application: _____

Name of Street and or Address where work to be completed: _____

in-between streets _____ **and** _____

Size of each opening: _____

Sq. Ftg. of each opening : _____

Fee for each opening: _____

(For each separate opening or trench: \$150.00 for the first 25 sq. ft. of opening + \$75.00 for each additional 100 sq. ft. of openings)

Total Permit Fee: _____

Authorized Signature of Contractor

Print Name

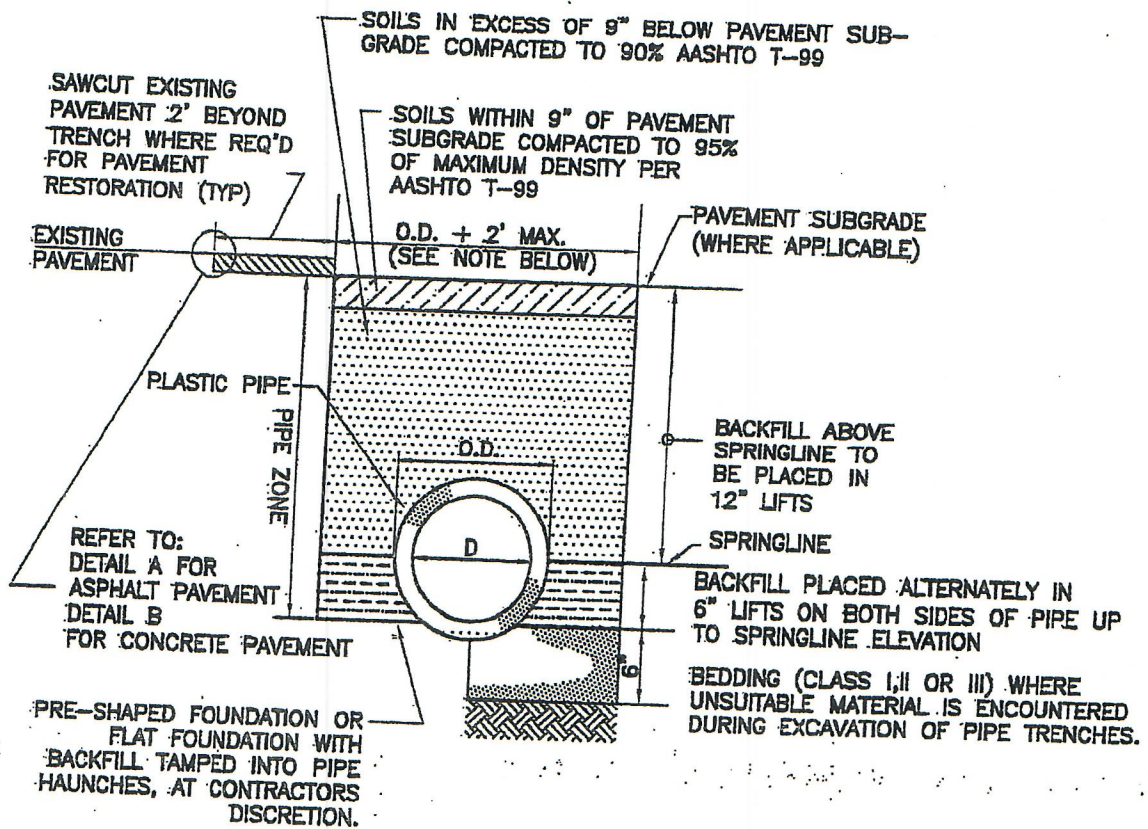
Village Approval Signature and Stamp

Applicant certifies that all information given is correct and that all work shall conform to the current NYS Residential, Building, Fire, Existing Building, Property Maintenance and all Village Ordinances for which this permit is issued. No work is to be performed until a permit has been issued by the Incorporated Village of Malverne. Nothing on the permit application shall allow any work not in accordance with Section 512 of the Malverne Village Code

For Office Use Only Final Sign off from Inspector

Date: _____

Inspector Name: _____



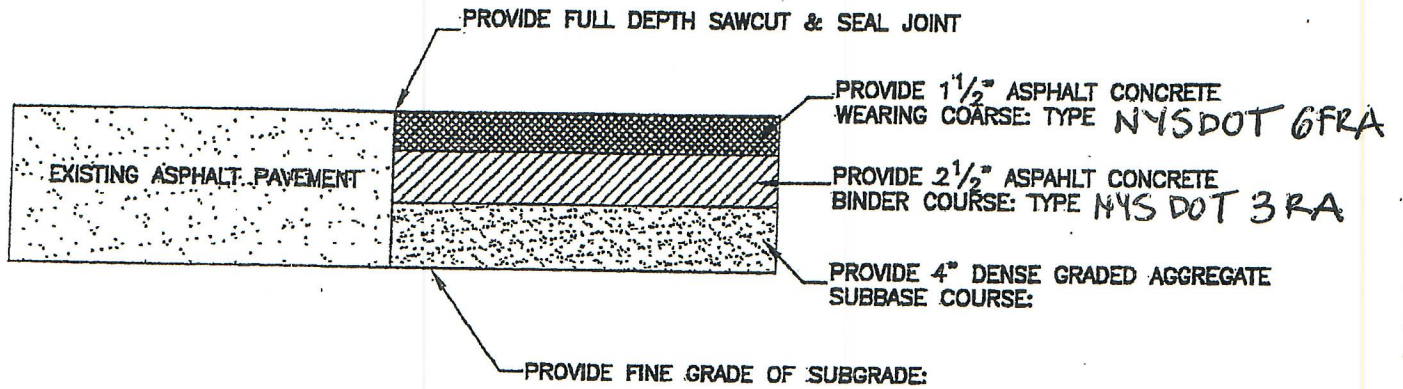
NOTES

1. CLASS I, II, III OR IV COMPACTED BACKFILL MATERIAL REQUIRED IN ALL PIPE ZONES, PER USCS (UNIFIED SOIL CLASSIFICATION SYSTEM).
2. IF DEPTH OF TRENCH EXCEEDS 5', THE CONTRACTOR MUST PROVIDE SHEETING AND BRACING OR A SHEETING BOX IN ACCORDANCE WITH OSHA REGULATIONS. AS AN ALTERNATIVE, IF PERMITTED BY THE ENGINEER, THE TRENCH WALLS MAY BE CUT BACK TO A 1:1 SLOPE OR THE NATURAL ANGLE OF REPOSE FOR THE SOIL, WHICHEVER IS GREATER.
3. WHERE PIPE IS INSTALLED WITH LESS THAN 3' OF COVER, ALL BACKFILL MATERIAL THROUGHOUT THE PIPE ZONE IS TO BE CLASS I MATERIAL.

PIPE TRENCH REPAIR DETAIL

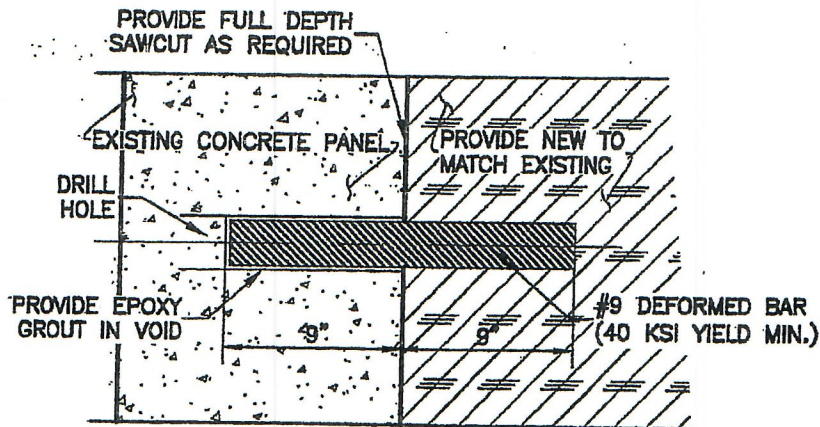
SCALE: NTS

2/2018



DETAIL A

SCALE: NTS



DETAIL B

SCALE: NTS

2/2018